

BLACKBERRY HACKS™

*Tips & Tools for
Your Mobile Office*



O'REILLY®

Dave Mabe

BlackBerry Hacks™

by Dave Mabe

Copyright © 2006 O'Reilly Media, Inc. All rights reserved.
Printed in the United States of America.

Published by O'Reilly Media, Inc., 1005 Gravenstein Highway North, Sebastopol, CA 95472.

O'Reilly books may be purchased for educational, business, or sales promotional use. Online editions are also available for most titles (*safari.oreilly.com*). For more information, contact our corporate/institutional sales department: (800) 998-9938 or *corporate@oreilly.com*.

Editor:	Brian Jepson	Production Editor:	Jamie Peppard
Series Editor:	Rael Dornfest	Cover Designer:	Marcia Friedman
Executive Editor:	Dale Dougherty	Interior Designer:	David Futato

Printing History:

October 2005: First Edition.

Nutshell Handbook, the Nutshell Handbook logo, and the O'Reilly logo are registered trademarks of O'Reilly Media, Inc. The *Hacks* series designations, *BlackBerry Hacks*, and related trade dress are trademarks of O'Reilly Media, Inc.

RIM, Research in Motion, BlackBerry, and all BlackBerry-based trademarks and logos are trademarks or registered trademarks of Research in Motion Limited in the United States and other countries. O'Reilly Media, Inc. is independent of Research in Motion Limited and its partners, affiliates, distributors, licensors, and licensees.

Many of the designations used by manufacturers and sellers to distinguish their products are claimed as trademarks. Where those designations appear in this book, and O'Reilly Media, Inc. was aware of a trademark claim, the designations have been printed in caps or initial caps.

While every precaution has been taken in the preparation of this book, the publisher and author assume no responsibility for errors or omissions, or for damages resulting from the use of the information contained herein.

Small print: The technologies discussed in this publication, the limitations on these technologies that technology and content owners seek to impose, and the laws actually limiting the use of these technologies are constantly changing. Thus, some of the hacks described in this publication may not work, may cause unintended harm to systems on which they are used, or may not be consistent with applicable user agreements. Your use of these hacks is at your own risk, and O'Reilly Media, Inc. disclaims responsibility for any damage or expense resulting from their use. In any event, you should take care that your use of these hacks does not violate any applicable laws, including copyright laws.



This book uses RepKover™, a durable and flexible lay-flat binding.

ISBN: 0-596-10115-5

[M]

HACK
#60

Display a BlackBerry Today View

Use this application to display your recent emails, upcoming appointments, and other pertinent information on a single screen.

Just as Microsoft Outlook can display an overview of current items such as unread messages, today's appointments, and tasks, you can use an add-on application to do the same on your BlackBerry. The software is called PocketDay and is made by a company called Cross River Systems. The product has continued to mature, and additional features have been added to make this an outstanding and very useful product well worth the modest price.

Install PocketDay

Like most applications lately, PocketDay offers convenient over-the-air install. PocketDay is available at <http://www.crossriversystems.com/PocketDayBB.htm>. Because PocketDay provides an intelligent set of default options, you'll be up and running in no time. Just execute the PocketDay application from your Home screen and enter your license to register the product. You will then be presented with a polished summary of your current items from the various applications on your BlackBerry, as shown in [Figure 6-1](#).



Figure 6-1. The PocketDay screen

PocketDay Features

PocketDay aims to be your main application on the BlackBerry, where you spend most of your time. Right away you'll notice that PocketDay gives the time and date, your battery status, and wireless coverage indicator—all the things you've come to expect from your BlackBerry Home screen. But on the same screen you can see missed calls, unread emails, upcoming appointments, tasks, a weather report, and stock quotes, as well as the underlying details of many of these items. Scroll to any item displayed and use the Enter

Display a BlackBerry Today View

key to access the particular item right from within PocketDay. You can even delete items such as email messages from within PocketDay.

If you don't like the way PocketDay looks, you can customize its appearance using a number of options. You can control the maximum number of items that are displayed within each category and whether some items appear at all. You can also reorder any of the categories. There is also an option that tells PocketDay to start up when you turn on your device. Enabling this setting allows you to use PocketDay as a virtual replacement for your BlackBerry's native Home screen.

Use Advanced Features

Too many third-party applications for the BlackBerry are simply minor rewrites from a version of the software designed for a standard mobile phone. The best part about PocketDay is that it looks and feels like what a BlackBerry application should feel like. There are hotkeys to each built-in application (which you can modify if want to). You can customize the colors and fonts for each category. You can even assign hotkeys from within PocketDay that take you to other third-party applications.

Figure 6-2 shows how you can add a shortcut key that is accessible from within PocketDay. As you can see from the pick list, you can choose any application you've installed on your BlackBerry. In this example, I assigned the shortcut key "u" to the BlackBerry's Calculator program (the "c" shortcut is already taken; it goes to the Compose Mail screen). After saving these settings, you can simply hit the "u" key to be taken directly to the Calculator program, as shown in Figure 6-3.

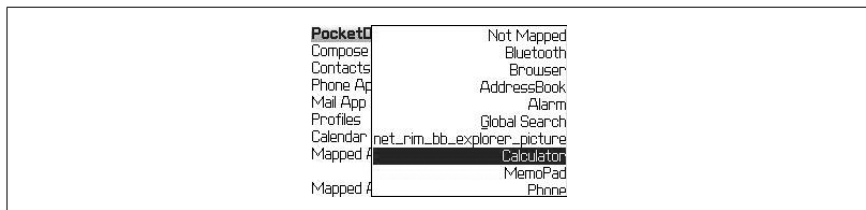


Figure 6-2. Adding a program shortcut into PocketDay



Before assigning your own shortcut keys in PocketDay, be sure to check which shortcut keys are available manually. PocketDay doesn't check whether the shortcut key has already been assigned to another function, so you can end up with more than one function mapping a hotkey.

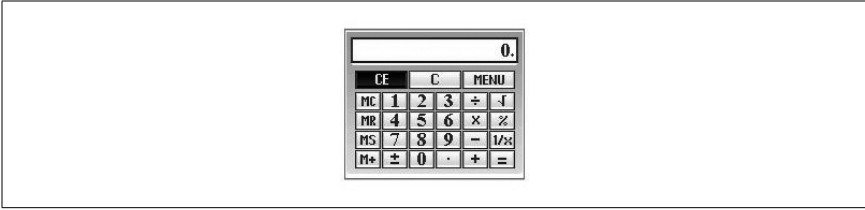


Figure 6-3. Using a PocketDay shortcut to go to the Calculator application

Use SpeedDial in PocketDay

The speed dial keys that you assign in the built-in Phone application [Hack #18] aren't available within PocketDay, so it provides its own speed dial functionality. Use the trackwheel to bring up the menu from within PocketDay and choose SpeedDial. Figure 6-4 shows the SpeedDial screen that appears. To assign a SpeedDial entry, select your desired shortcut key, click the trackwheel, and select Set SpeedDial. You'll be presented with a list of your contacts where you can choose one and then choose the specific number you'd like to assign.



If a specific contact to which you wish to assign a speed dial entry is not showing up in the list, be sure the contact has an email address. Due to a quirk in the BlackBerry operating system, only contacts that have email addresses will appear in your list.

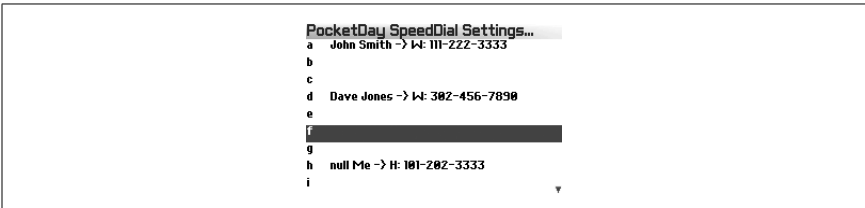


Figure 6-4. PocketDay SpeedDial Settings